




STONE

your NATURAL choice

NATURAL STONE PRODUCTS



www.K2STONE.com

INSPIRATION GALLERY

ARBUTUS FIELDSTONE



SHADOW RIDGE RANDOM



NATURAL / ARBUTUS BLEND



BLACK PEARL LEDGESTONE



COURSED PACIFIC ASHLAR





2" AND 4" COURSED PACIFIC ASHLAR




WHAT IS THIN STONE?

K2's thin stone is real stone, cut to approximately 1" thick, making it light enough to be installed as an adhered veneer. It offers ease of application without losing the uncompromising beauty and durability of natural stone. It does not require special mechanical fastening or foundations. Due to its size and weight, both transportation and installation costs are less than full thickness masonry. All of K2 Stone's thin veneers are offered with matching corners.

BENEFITS OF REAL THIN STONE

1. Uncompromising beauty
2. Unmatched by imitation
3. Does not fade
4. Safe to pressure wash
5. All natural, eco-friendly
6. Ideal for Interior and Exterior
7. No efflorescence
8. LEED and Built Green points
9. Adds value to your property
10. No Volatile Organic Compounds (VOC's)

GENUINE STONE



STONE VENEER AS IT IS APPLIED

OCEAN PEARL STONE PROFILES




BLACK PEARL LEDGESTONE



OCEAN PEARL NATURAL LEDGESTONE



OCEAN PEARL NATURAL LEDGESTONE



CROWN ISLE GRANITE




OCEAN MIST LEDGESTONE



K2 STONE VENEER PROFILES

VIEW ALL OF OUR PRODUCTS AT K2STONE.COM



OCEAN PEARL NATURAL LEDGESTONE WITH THIN COBBLE TRIM



SPRING VALLEY LEDGESTONE



OCEAN MIST LEDGESTONE




BLACK PEARL MICRO LEDGE



BLACK PEARL MICRO LEDGE

OCEAN PEARL STONE PROFILES



2", 4", 6" AND 8" COURSED PACIFIC ASHLAR



2" PACIFIC ASHLAR



4" PACIFIC ASHLAR



6" PACIFIC ASHLAR



8" PACIFIC ASHLAR

Please Note: The swatches shown above have some cut ends; Pacific Ashlar is packaged with random uncut ends.

K2 STONE VENEER PROFILES



2" AND 4" COURSED PACIFIC ASHLAR



RANDOM PACIFIC ASHLAR - MORTAR JOINT



2" AND 4" COURSED PACIFIC ASHLAR WITH OCEAN PEARL CAPPING



FULL RANGE ASHLAR

Full Range Ashlar is available in 2", 3" and 4" face heights.



OCEAN PEARL PLANKING

Ocean Pearl Planking is available in 3" and 6" face heights.

OCEAN PEARL STONE PROFILES




ARBUTUS FIELDSTONE - TIGHT FIT



ARBUTUS FIELDSTONE - MORTAR JOINT



ARBUTUS / NATURAL BLEND - TIGHT FIT



K2 STONE VENEER PROFILES



ARBUTUS FIELDSTONE



TOFINO SKY FIELDSTONE - TIGHT FIT



TOFINO SKY FIELDSTONE - MORTAR JOINT



CARMANAH COBBLE - MORTAR JOINT

KETTLE VALLEY STONE PROFILES



K2 STONE VENEER PROFILES

VIEW ALL OF OUR PRODUCTS AT K2STONE.COM



KV GRANITE LEDGESTONE



KV GRANITE URBAN LEDGE



KV GRANITE RANDOM



KV GRANITE LEDGESTONE

KETTLE VALLEY STONE PROFILES



SHADOW RIDGE LEDGESTONE



SHADOW RIDGE URBAN LEDGE

SHADOW RIDGE URBAN LEDGE



MIDNIGHT RAIN LEDGESTONE



WALNUT CREEK LEDGESTONE

K2 STONE VENEER PROFILES

VIEW ALL OF OUR PRODUCTS AT K2STONE.COM

COUNTRY COTTAGE URBAN LEDGE




COUNTRY COTTAGE LEDGESTONE



MIDNIGHT RAIN LEDGESTONE



CUSTOM CUTS, FINISHING & POST CAPPING



OCEAN PEARL SAWN TOP CAPPING

- Ocean Pearl Slate
- 3, 4, 6, 8" standard sizes
- Sawn top and bottom
- 2" thick
- Flamed front edge
- Available in custom sizes




OCEAN PEARL SPLIT TOP CAPPING

- Ocean Pearl Slate
- 3, 4, 6, 8" standard sizes
- Split top
- Thickness varies: 1 3/4" - 2 1/4"
- Flamed front edge
- Available in custom sizes



NEWCASTLE CAPPING

- Sandstone
- 3, 4, 6, 8" standard sizes
- Cut top and bottom
- 2" thick
- Flamed front edge
- Available in custom sizes



CROWN ISLE CAPPING

- Salt & Pepper Granite
- 3, 4, 6, 8" standard sizes
- Cut top and bottom
- 2" thick
- Flamed front edge
- Available in custom sizes

All of our capping products are available in Wall Caps, Solid Post Caps, 4 Piece Mitered Post Caps, Wainscot Sills, Window Sills, Stair Treads, Pool Coping & Custom Cut Dimensional Capping.



SPLIT TOP OCEAN PEARL MITERED POST CAP



SAWN OCEAN PEARL MITERED POST CAP



SPLIT TOP OCEAN PEARL WAINSCOT SILL



SAWN OCEAN PEARL WAINSCOT SILL



NEWCASTLE MITERED POST CAP



NEWCASTLE WAINSCOT SILL

HEARTH & MANTELS

FINISHING OPTIONS


Available with a cut / split / natural / flamed / bush hammered / honed / or polished surface in solid slab pieces. Custom hearths and mantels can be cut from Ocean Pearl Slate, Newcastle Sandstone or Crown Isle Granite, minimum 2" thick, and up to 9' long! Nothing finishes a fireplace like a solid stone hearth.



OCEAN PEARL FLAMED FINISH



OCEAN PEARL NATURALIZED FINISH




OCEAN PEARL SAWN FINISH




OCEAN PEARL NATURAL TOP & FRONT HEARTH

VIEW ALL OF OUR PRODUCTS AT K2STONE.COM



NEWCASTLE SAWN FINISH



CROWN ISLE SAWN FINISH



OCEAN PEARL FLAMED FRONT HEARTH AND MANTEL



CUT FRONT EDGE



FLAMED FRONT EDGE

LANDSCAPING PRODUCTS



OCEAN PEARL DIMENSIONAL TILE

DIMENSIONAL TILE


Available in 12"x12", 12"x24" and custom cut sizes. Our slate tile products can be applied on both interior and exterior wall or flooring surfaces. Typical application types include kitchen flooring, kitchen back splashes, bathroom flooring, bathroom showers, interior feature walls, exterior walls, patio hardscapes, pool surrounds, walkways and interior flooring. Quarried and cut within North America, our new Ocean Pearl slate tiles offer a unique luxury finish hand crafted from our signature Ocean Pearl stone.

FLAGSTONE

Ocean Pearl slate flagstone is available in multiple thicknesses and size configurations. It can be installed in either a sand or mortar bed, depending on the application and desired appearance. Flagstone makes an excellent ground cover.



OCEAN PEARL FLAGSTONE



SEALED OCEAN PEARL DIMENSIONAL TILE

INDUSTRY TERMS:

"Stand up Flagstone" - Large format flagstone often called "Select" which must be shipped standing up because pieces are often too large to lay down on a pallet without protruding past the edges. "Patio" or "Lay down" flagstone is small enough to fit on a pallet.



OCEAN PEARL COBBLES

OCEAN PEARL COBBLES

Available in 8x8," 6x8" and 4x8" dimensions, Ocean Pearl full bed cobbles can be sand-set to recreate an old world look. They are offered in two thicknesses, 2 1/2" for sand-set applications and 1" thick for mortared applications. These are among the most beautiful and durable pavers anywhere.

VIEW ALL OF OUR PRODUCTS AT K2STONE.COM

CUT OCEAN PEARL STAIRS



OCEAN PEARL STAIRS



8" CUT WALLSTONE



OCEAN PEARL RANDOM COBBLES



OCEAN PEARL DIMENSIONAL TILE



866.722.2420



STONE

your NATURAL choice

www.K2STONE.com

